

versatile™ 4C Accessibility Reference

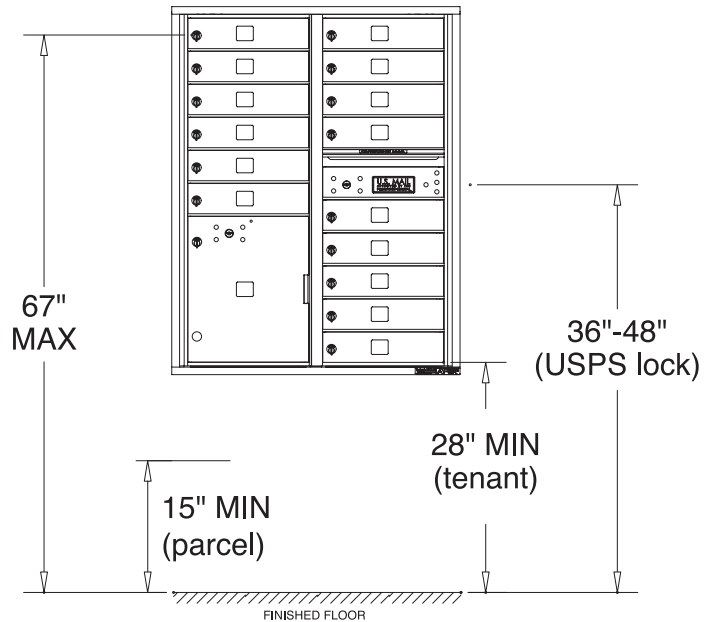
At Florence, we understand that designing facilities with appropriate accessibility features is very important. We hope the following quick reference charts will be helpful to you in understanding which of our USPS Approved STD-4C compliant mailbox suites will best meet your project needs. Questions? Please don't hesitate to contact one of our experienced sales staff to discuss USPS regulations or other mailbox system building and design questions...we're here to help.

Meeting USPS Installation Specifications

Florence Manufacturing STD-4C products are designed to adhere to USPS regulations. For reference, versatile™ 4C Suite A is shown; however, the same installation requirements apply to all suites. Other specific suite installation details are available by contacting your local Authorized Florence Dealer or by going online to 4Cmailboxes.com.

Installation requirements specified in the U.S. Postal Service STD-4C regulation are outlined below:

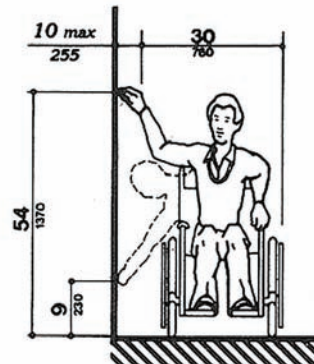
1. At least one customer compartment shall be positioned less than 48 inches from the finished floor.
2. No parcel locker compartment (interior bottom shelf) shall be positioned less than 15 inches from the finished floor.
3. No patron (tenant) lock shall be located more than 67 inches above the finished floor.
4. No customer compartment (interior bottom shelf) shall be positioned less than 28 inches from the finished floor.
5. The USPS Arrow lock shall be located between 36 and 48 inches above the finished floor.



ADA Reach Ranges for Wall-Mounted Mailboxes



High Forward Reach
 Limit of 48" AFF
 (Above Finished Floor)



High and Low
 Side Reach Limits of
 54" AFF and 9" AFF
 (Above Finished Floor)

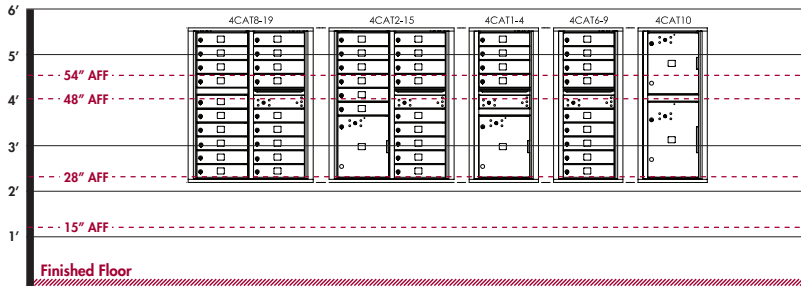
Accessibility Installation Details

The following reference charts show the proper installation heights for versatile™ 4C mailbox suites A - I to help your project comply with USPS installation and accessibility codes.

When should you install at 15" or 28" AFF (Above Finished Floor)?

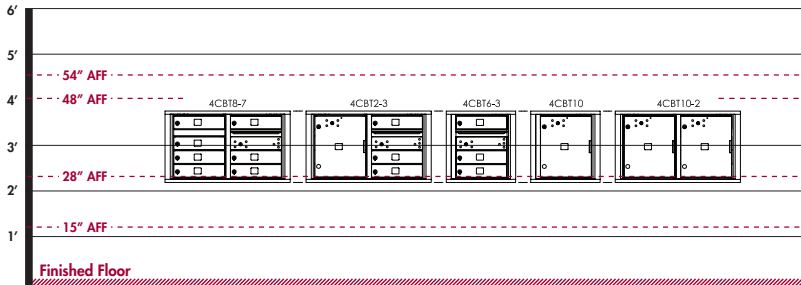
- If your installation contains any tenant compartments in the bottom row, the minimum height from the floor is 28"
- If your installation contains no tenant compartments in the bottom row, you have the option to install at a minimum of 15" from the floor

versatile™ 4C Suite A - 39" High



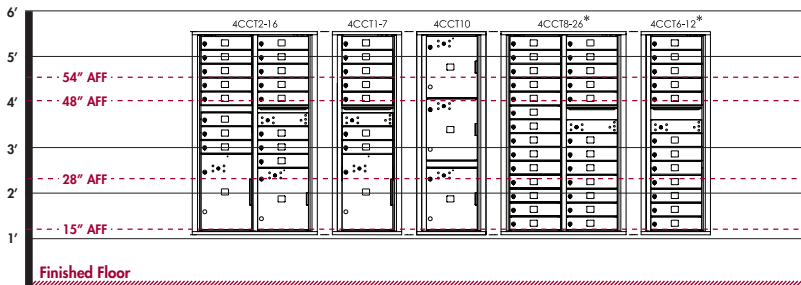
Model #	Tenants	Parcels	Tenants below 48"
4CAT8-19	19	0	11
4CAT2-15	15	1	6
4CAT1-4	4	1	0
4CAT6-9	9	0	5
4CAT10	0	2	0

versatile™ 4C Suite B - 18" High



Model #	Tenants	Parcels	Tenants below 48"
4CBT8-7	7	0	7
4CBT2-3	3	0	3
4CBT6-3	3	0	3
4CBT10	0	1	0
4CBT10-2	0	2	0

versatile™ 4C Suite C - 51-1/4" High



* These noted modules do NOT meet USPS Installation Specifications; for Private Delivery Only unless authorized by local Postal Officials.

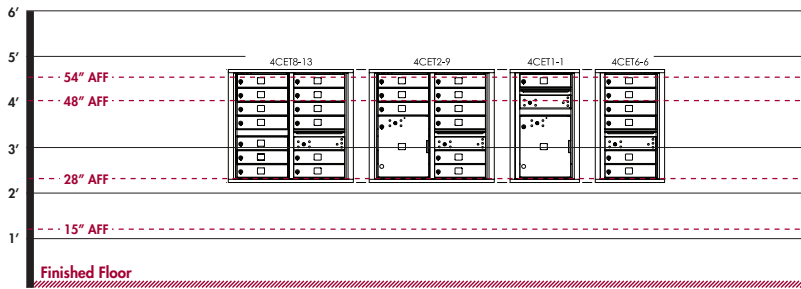
Model #	Tenants	Parcels	Tenants below 48"
4CCT2-16	16	2	6
4CCT1-7	7	1	2
4CCT10	0	3	0
4CCT8-26*	26	0	16
4CCT6-12*	12	0	7

versatile™ 4C Suite D - 21-1/2" High



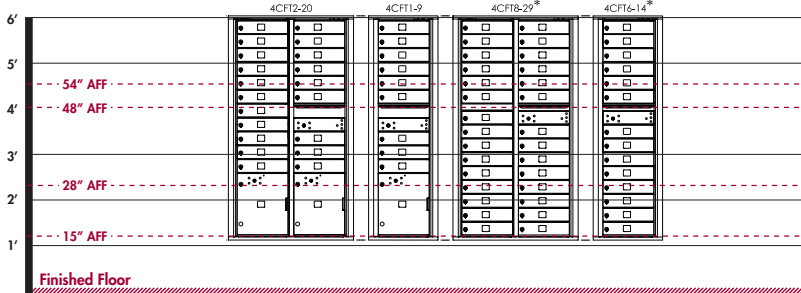
Model #	Tenants	Parcels	Tenants below 48"
4CDT8-9	9	0	9
4CDT2-5	5	1	5
4CDT2-4	4	1	4
4CDT6-4	4	0	4
4CDT10	0	1	0

versatile™ 4C Suite E - 28-1/2" High



Model #	Tenants	Parcels	Tenants below 48"
4CET8-13	13	0	9
4CET2-9	9	1	5
4CET1-1	1	1	0
4CET6-6	6	0	4

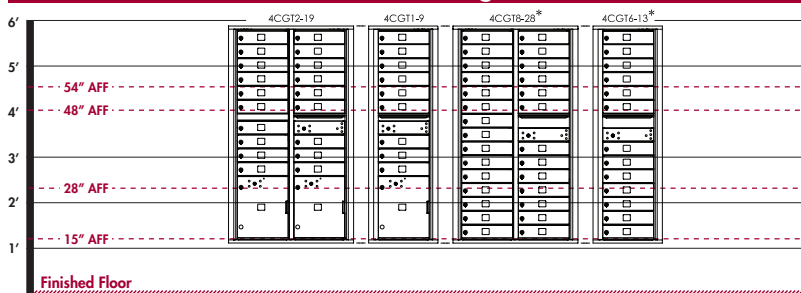
versatile™ 4C Suite F - 56-1/2" High



* These noted modules do NOT meet USPS Installation Specifications; for Private Delivery Only unless authorized by local Postal Officials.

Model #	Tenants	Parcels	Tenants below 48"
4CFT2-20	20	2	8
4CFT1-9	9	1	3
4CFT8-29*	29	0	17
4CFT6-14*	14	0	8

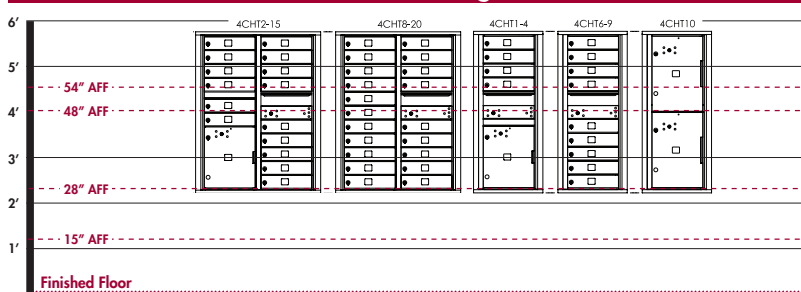
versatile™ 4C Suite G - 54-3/4" High



* These noted modules do NOT meet USPS Installation Specifications; for Private Delivery Only unless authorized by local Postal Officials.

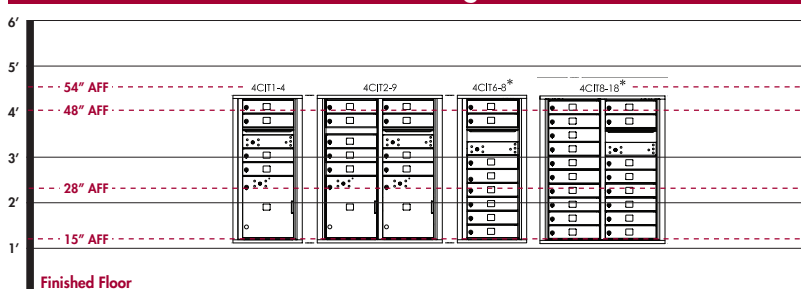
Model #	Tenants	Parcels	Tenants below 48"
4CGT2-19	19	2	9
4CGT1-9	9	1	4
4CGT8-28*	28	0	18
4CGT6-13*	13	0	8

versatile™ 4C Suite H - 40-3/4" High



Model #	Tenants	Parcels	Tenants below 48"
4CHT2-15	15	1	6
4CHT8-20	20	0	11
4CHT1-4	4	1	1
4CHT6-9	9	0	5
4CHT10	0	2	0

versatile™ 4C Suite I - 37-1/4" High



* These noted modules do NOT meet USPS Installation Specifications; for Private Delivery Only unless authorized by local Postal Officials.

Model #	Tenants	Parcels	Tenants below 48"
4CIT1-4	4	1	3
4CIT2-9	9	2	7
4CIT6-8*	8	0	7
4CIT8-18*	18	0	16

versatile™ 4C Accessibility References

This Accessibility Guide for Florence’s versatile™ 4C mailbox suites is available to assist you in selecting USPS Approved STD-4C compliant mailboxes which meet your project requirements and local accessibility codes. You may download this reference document by visiting our website at 4cmailboxes.com/downloads, or by contacting your local Authorized Florence Dealer.

Florence versatile™ mailbox suites (module heights)	Accessibility and Regulatory Standards Compliance			
	US Postal Service ¹ STD-4C Installation	U.S. DOJ ² ADA Standards	ICC/ANSI ³ A117.1 2003	IBC 2006 (Ref: ICC/ANSI) ³
Suite A - 39"	YES	PARTIAL	PARTIAL	PARTIAL
Suite B - 18"	YES	YES	YES	YES
Suite C - 51-1/4"	YES	PARTIAL	PARTIAL	PARTIAL
Suite D - 21-1/2"	YES	YES	YES	YES
Suite E - 28-1/2"	YES	YES	PARTIAL	PARTIAL
Suite F - 56-1/2"	YES	PARTIAL	PARTIAL	PARTIAL
Suite G - 54-3/4"	YES	PARTIAL	PARTIAL	PARTIAL
Suite H - 40-3/4"	YES	PARTIAL	PARTIAL	PARTIAL
Suite I - 37-1/4"	YES	YES	YES	YES

¹Standards Governing the Design of Wall-Mounted Centralized Mail Receptacles. Federal Register/Vol. 69, No 171/September 3, 2004/Rules and Regulations POSTAL SERVICE, 39 CFR Part 111.

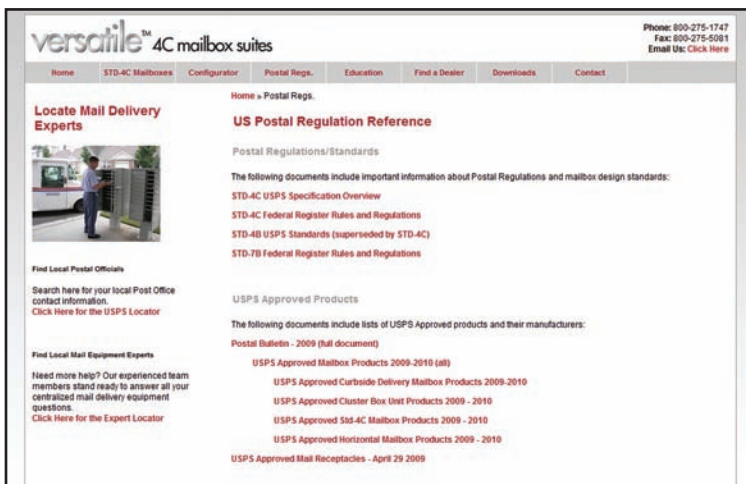
²ADA Standards for Accessible Design, Department of Justice Code of Federal Regulations, 28 CFR Part 36, Appendix A, Section 4.2 Space Allowance and Reach Ranges.

³Accessible and Usable Buildings and Facilities, International Code Council/American National Standard Institute (ICC/ANSI A117.1-2003), Chapter 3 Building Blocks, Section 308 Reach Ranges. NOTE: The 2006 International Building Code (IBC 2006) also refers to this ANSI Standard for accessibility building guidelines.

Notes:
All STD-4C compliant mailboxes must meet the U.S. Postal Service’s design and installation regulation in order to receive the “USPS Approved” designation. Accessibility regulations may vary locally and regionally. Therefore, always consult local building code authorities for applicable accessibility codes related to your mailbox project.

Sequential numbering (rather than assigning mailbox IDs that match apartment or house numbers) of mailbox compartments may allow greater flexibility in providing accessible mailbox compartments that meet accessibility regulations applicable in your area. Sequential numbering of mailbox compartments also provides greater security and privacy for your residents.

Postal Regulations and References



Florence has compiled several important Postal Regulation documents including USPS Specifications and Design Standards, as well as Federal Register Rules and Regulations.

Florence also offers reference materials for all USPS Approved mail receptacles, which includes the Florence versatile™ 4C mailbox suites. Additional USPS downloads and reference links are also available.

To download these informational documents, visit 4cmailboxes.com/postal-regulations today.



Find an Authorized Florence Dealer online at 4cmailboxes.com/dealers